

# Your Rubbish and Recycling service: What you need to know

**The thing  
you've BIN  
waiting for!**

# Welcome to your new Rubbish and Recycling booklet!


Here you'll find information on your bins, what goes into them, what to do with special items, and more.



**Red lid**  
General residential rubbish only  
Pg 3



**Yellow lid**  
Approved recycling items only  
Pg 4



**Glass crate**  
Clean glass bottles and jars only  
Pg 5



**Green lid**  
Garden waste only  
Pg 6

You can also look up your next collection date, search for specific items, find free green-living resources, and much more at [toogoodtowaste.nz](http://toogoodtowaste.nz)

## Have a shared bin?

If you live at a property with shared bins, you may have large bins that are different to the ones listed here.

**Remember:** Reduce, reuse, THEN recycle.

# Your recycling is too good to waste...

...and that's why we need to make sure that it goes to the right place.

A fantastic way to stop recyclable items going to Silverstream Landfill is to be a recycling champion.

When recycling is contaminated, it costs Lower Hutt in two ways: financially, as contaminated recycling costs more to process, and environmentally, as it sends material to landfill that could have been recycled. In the worst case, an entire truckload could go to landfill due to contamination!

That's why we have our bin stickering system: to help everyone get it right. When inspected by our bin ambassadors, your recycling bin will get one of three stickers:

## Green Sticker

Your recycling bin only had items that can be collected for recycling. Thank you, keep it up!

## Orange Sticker

Your recycling bin had 1-2 items that shouldn't have been in there. Please check that everything's correct for next time.

## Red Sticker First

Your recycling bin contained unacceptable items / materials and wasn't collected.

## Second

Your recycling bin contained unacceptable items / materials a second time. If this happens a third time, your recycling service will be suspended.



# Your ipupara / rubbish bin

This is your wheelie bin with the red lid, and it's just for rubbish.

## ✓ YES

- General rubbish: any household waste. However, if something can be recycled (see pg 4), composted, or put into your green waste bin (see pg 6), please do that instead!

## ✗ NO

- Hot ashes or liquids
- Green waste if you have a green-lid bin (see pg 6)
- Hazardous waste such as large batteries and gas bottles (see pg 9)

**Tip:** Avoid putting food waste into your bin by getting a compost bin instead!

**Tip:** Use the smooth-surface space on your bins' lids to write your address with a permanent marker.

I get collected weekly




## Did you know?

When green waste goes to landfill it creates methane, a powerful greenhouse gas contributing to the climate crisis. Instead of putting it into your red-lid bin, try composting or signing up to our green waste service.

# Your ipu hangarua / recycling bin

This is your wheelie bin with the yellow lid, and it's just for items / material that we can recycle.

## ✓ YES

- Paper and cardboard
- Tins and cans
- Plastic containers marked with:  (Usually found on the bottom of the item)

## ✗ NO

- Food scraps
- Glass
- Batteries
- Nappies
- Drink cartons / Tetra Pak
- Polystyrene, clothes hangers or toys
- Soft plastics, cling film and strapping
- Coffee / takeaway cups
- Plant pots
- Paint or hazardous substance containers
- Dead animals (yep, we've had those...)

If in doubt, look it up at [hutt.city/binsearch](http://hutt.city/binsearch)



## Did you know?

Contaminated recycling bins can lead to good recycling going to landfill and some people losing their recycling bins! Your recycling bin should only contain the above approved recyclable items.

# Your pouaka karahe / glass recycling crate

This is your blue open-top crate, and it's just for glass containers. Remember to reuse items if you can!

## ✓ YES

- Clean glass bottles and jars

## ✗ NO

- Cans / tins (these are for your yellow-lid recycling bin)
- Broken glass
- Lids, caps or corks
- Tableware or Pyrex
- Drinking glasses
- Light bulbs
- Mirrors or window glass

**Tip:** Keep an eye out for stores that let you bring your own jars! So much easier and better for the environment.

**The jam jar could make a great mocktail glass...**



## Did you know?

Glass is sent to VISY in Tāmaki Makaurau / Auckland, where it is re-processed into new glass bottles and jars.

# Your ipupara tupu / green (garden) waste bin

You may have chosen to receive a 240L wheelie bin with a green lid, that is for garden waste only.

## ✓ YES

- Grass clippings
- Plant cuttings

## ✗ NO

- Rubbish
- Dirt or soil
- Concrete or stone
- Nappies
- Food waste
- Pet waste
- Chemically treated wood products

**Tip:** If you don't have a green-lid waste bin, or you have large quantities of green waste, you can take it to the green waste drop-off at Silverstream or Seaview transfer stations.

**Let's make green waste into compost!**



## Did you know?

For tips on composting and cutting down on food waste, visit [toogoodtowaste.co.nz/supporting-the-hutt](http://toogoodtowaste.co.nz/supporting-the-hutt)

# The official website for sustainability in Te Awa Kairangi ki Tai / Lower Hutt!

Most people in our city are busy and have a million things to think about – so we want to make environmentally sustainable living easy!

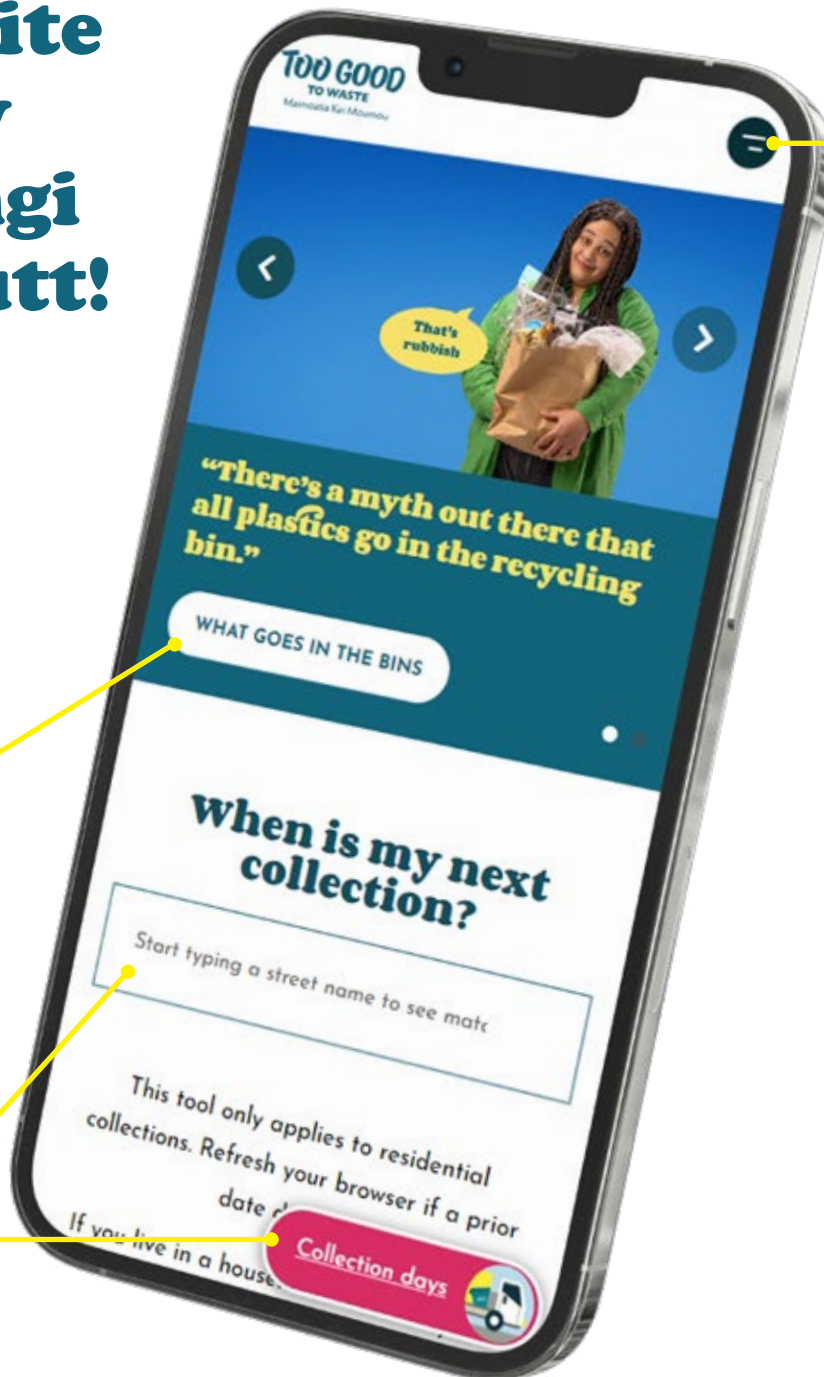
Check out [toogoodtowaste.nz](https://toogoodtowaste.nz) for:

## Item look-up

Unsure about a specific item? Look it up to double-check where it needs to go.

## Your collections calendar

Need to check your collection dates but don't have your Rubbish & Recycling calendar handy? Look no further.



## Kidzone

Fun for all the whānau with these tamariki-friendly games, activities and resources!



TGTW Boardgame



Build your own worm farm

## Eco-resources you can't miss

These make sustainable living even easier.

## Where your recycling goes

Find out what happens to your recycling after you put it in your yellow-lid bin.

## Eco-champion hotspots

Lower Hutt is brimming with amazing places to drop off waste that doesn't go into your kerbside collection or pick up cool new stuff (often at a bargain...), places where you can be more active in helping the environment, and much more!

# How to dispose of other items

You can take plenty of items to Earthlink in Taitā ([earthlink.org.nz](http://earthlink.org.nz)) - check out their shop, too!



## E-waste:

Computers, tablets, monitors, computer accessories, printers and cameras can usually be dropped off at Earthlink and retailers participating in TechCollect.



## Whiteware:

Take to Silverstream Landfill transfer station (landfill charges apply).



## Gas bottles and cylinders:

Free disposal of household quantities at Silverstream Landfill transfer station.



## Car batteries and lithium-ion batteries:

Free disposal of household quantities at Silverstream Landfill transfer station.




## Oil, garden chemicals, household chemicals, paints and solvents:

Free disposal of household quantities at Silverstream Landfill transfer station. Please do not pour these down your household drains!



## Medication, sharps, needles and EpiPen auto-injectors:

Take to your local pharmacy for safe disposal.



## Metal products:

Free disposal at metal recyclers, such as Macaulay Metals.

# Putting your bins out

## Your collection days

Get your collection calendars from [toogoodtowaste.nz](http://toogoodtowaste.nz) - just type in your address!

Red-lid rubbish bins go out every week, while yellow-lid recycling bins and glass recycling crates go out fortnightly on alternating weeks.

Green-lid bins are collected every four weeks, if you have one of these you'll find a separate calendar for this service at [toogoodtowaste.nz](http://toogoodtowaste.nz)

## What time to put your bins out

Your bins should be out on the kerbside by 6am (or the evening before!) with latches secured.

The sooner you can bring them in the better – once the bins have been emptied, they're more likely to blow over.

If your bin is only half full, consider skipping a week to avoid the bin getting blown over and spilling.

## How to put your bins out





# Let's reduce the amount of waste that goes to landfill

If you have any queries, requests or issues, such as:

- Getting help with your kerbside collection due to a disability or medical reason
- What to do if your bin wasn't emptied
- Changing bin sizes
- Getting a green waste bin
- Ordering a bin for a new property

Please visit [hutt.city/HCCbinform](https://hutt.city/HCCbinform) or contact us on **04 570 6666 / 0800 488 824** or [contact@huttcity.govt.nz](mailto:contact@huttcity.govt.nz)

You can also come to see us in person at 30 Laings Road, Hutt Central, Lower Hutt



This booklet is also available for download in: Te Reo Māori, Samoan, 中文(简体) Chinese (Simplified), 中文(繁體) Chinese (Traditional) and हिंदी Hindi at [hutt.city/TGTWbooklet](https://hutt.city/TGTWbooklet)